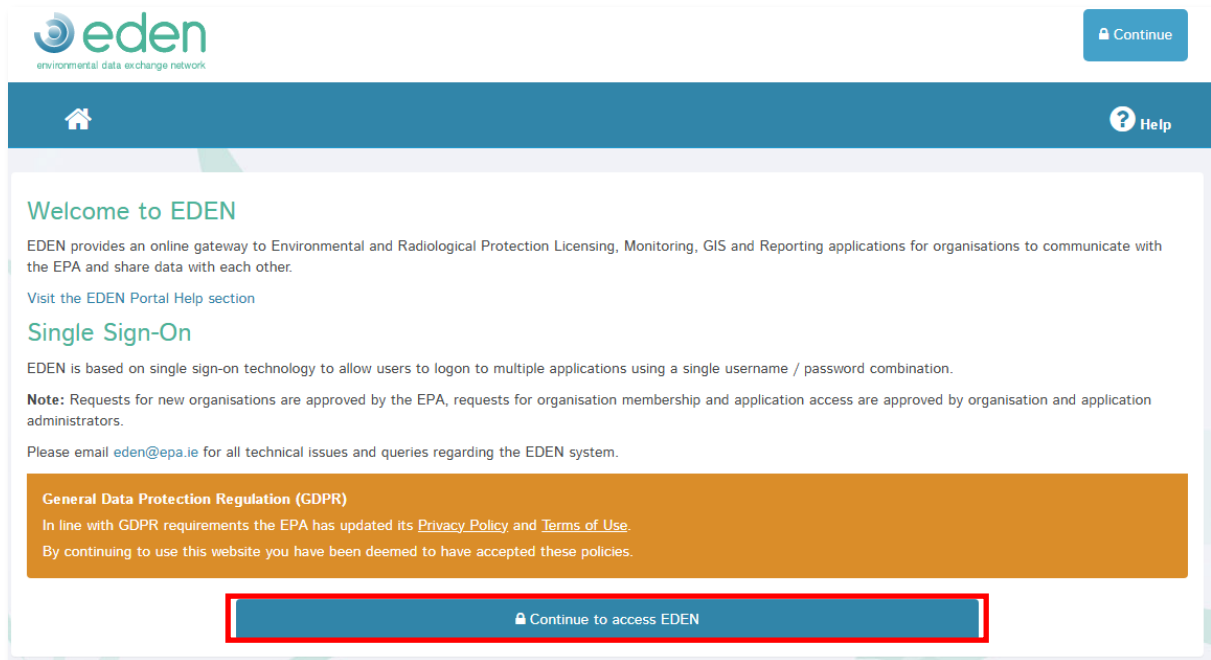



How to Verify Your Authentication Method for the First Time

1. Open the site www.edenireland.ie
2. Click the 'Continue to access EDEN' button.



3. Click on the 'Forgot your password' link.



environmental data exchange network

Sign in with your email address

Email Address

Password

[Forgot your password?](#)

Sign in

Don't have an account? [Sign up now](#)

Sign in with your EPA account

EPA Staff Sign in

4. Enter your email address.
5. Click the Send verification code button.

< Cancel



environmental data exchange network

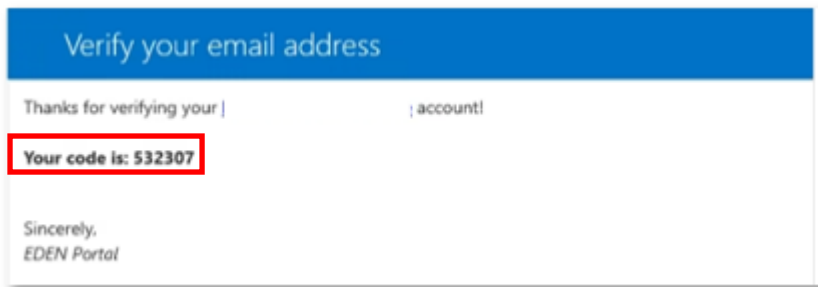
Verification is necessary. Please click Send button.

Email Address

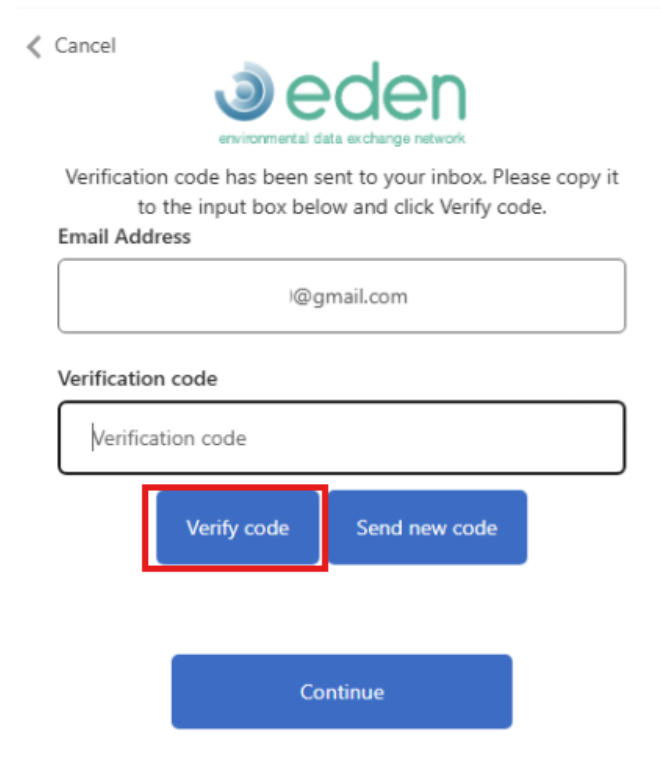
Send verification code

Continue

6. Switch to your mail client and retrieve the verification code.



7. Switch back to the portal.
8. Enter the code in the portal.



9. Click the 'Verify code' button.
10. Click the Continue button.



< Cancel


eden
environmental data exchange network

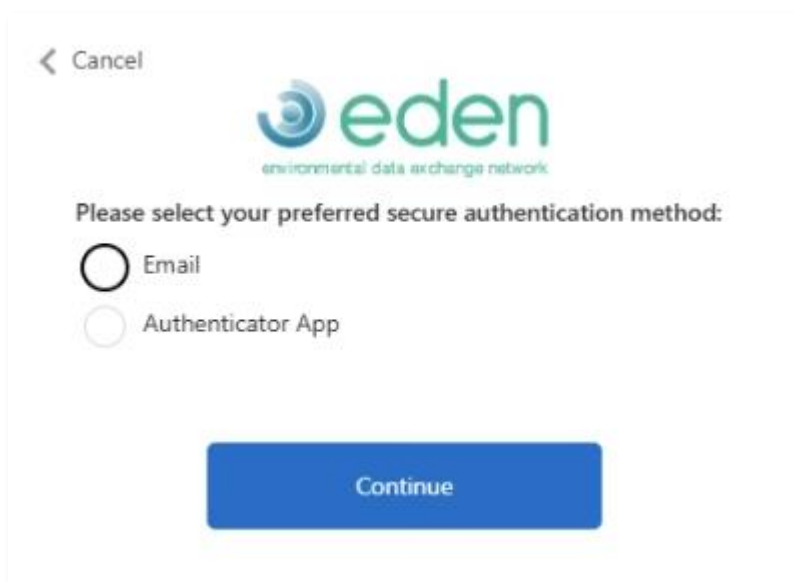
E-mail address verified. You can now continue.

@gmail.com


Change e-mail

Continue

11. Select your preferred authentication method, ie email or authenticator app.



< Cancel


eden
environmental data exchange network

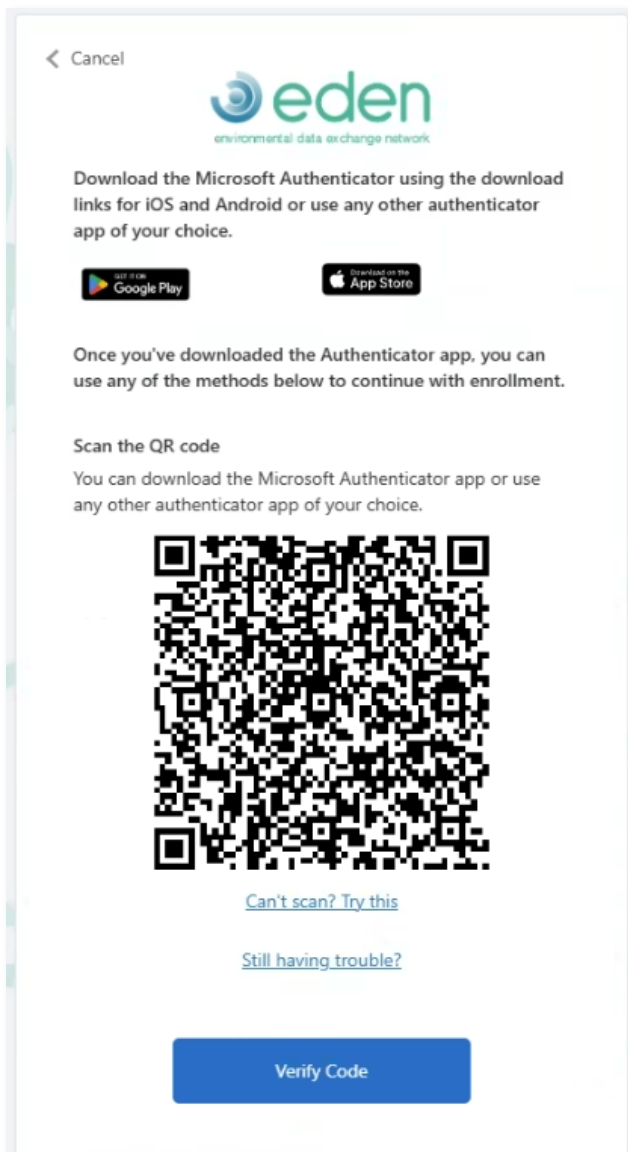
Please select your preferred secure authentication method:

☒ Email


☐ Authenticator App

Continue

- 11.1. If you select the authenticator app:
- 11.1.1. Open the app on your phone.
 - 11.1.2. Scan the QR code shown in the portal.



- 11.1.3. Switch back to the portal.
- 11.1.4. Click the Verify code button.
- 11.2. If you select email:
 - 11.2.1. Switch back to your mail client and retrieve the 6 digit code.
12. Enter the 6 digit code from the authenticator app or email notification.
13. Click the Verify code button.



< Cancel

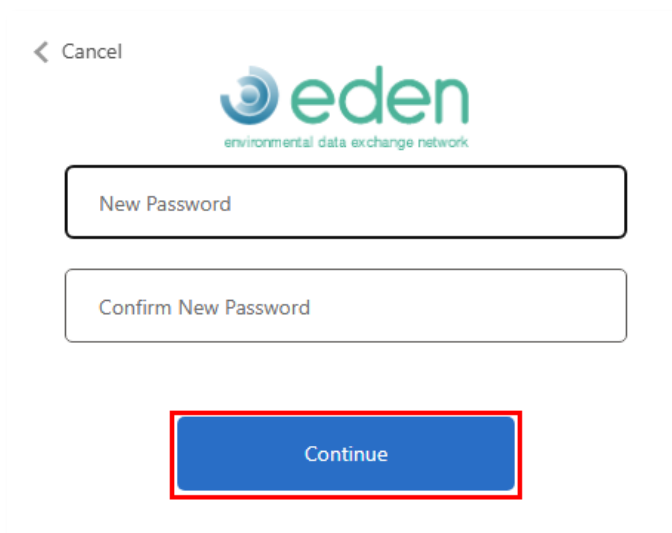

eden
environmental data exchange network

Verification code has been sent to your inbox. Please copy it to the input box below and click Verify code.


Email Address

Verification code

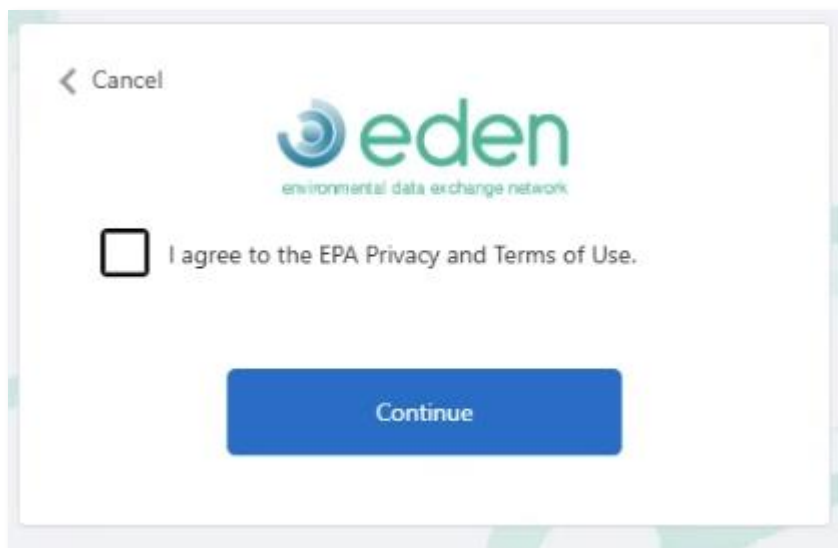
14. Click the continue button.
15. Enter your New Password.
16. Confirm your New Password.
17. Click the Continue button.



< Cancel


eden
environmental data exchange network

18. You will then be logged into the portal.
19. Open one of your modules and you will be directed to sign back into the portal.
20. Enter your login credentials to sign in.
21. Tick the checkbox to agree to the EPA privacy and terms of use.



22. Click the Continue button and you will be logged into the portal.